


# Lowercase ABCs Flashcards



**PEDIATRIC  
CONSTELLATIONS**

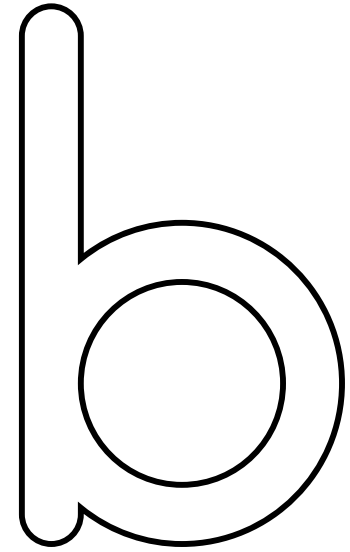
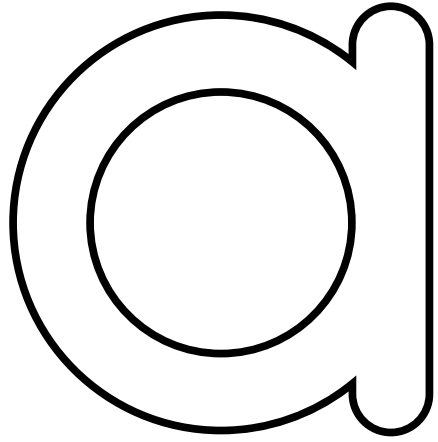
**In this handwriting course, we'll help your child learn letters in two engaging steps:**

- 1. Recognizing Letters:** First, we'll make it fun for your child to identify different letters. We'll play interactive games where we ask them to find specific letters, like "Find the letter A, throw me the letter B, or tap on the letter C."
- 2. Expressive Identification:** Once they're familiar with recognizing letters, we'll encourage your child to name the letters themselves. They'll proudly show off their new skills by saying things like "This is letter B," or "Here's letter T."

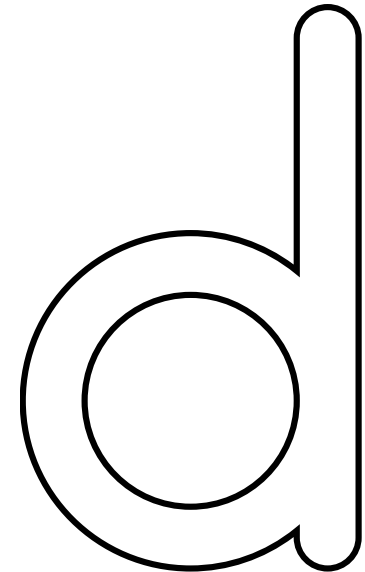

**By blending these steps, your child will not only recognize but also confidently name each letter, making handwriting a fun and rewarding adventure!**



**PEDIATRIC  
CONSTELLATIONS**



**PEDIATRIC  
CONSTELLATIONS**



e

f



**PEDIATRIC  
CONSTELLATIONS**

g

h

i

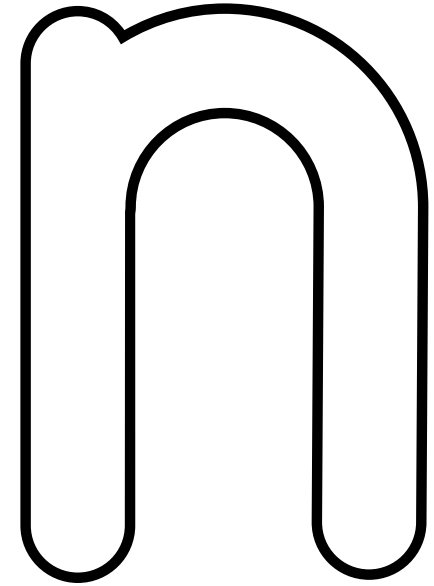

K




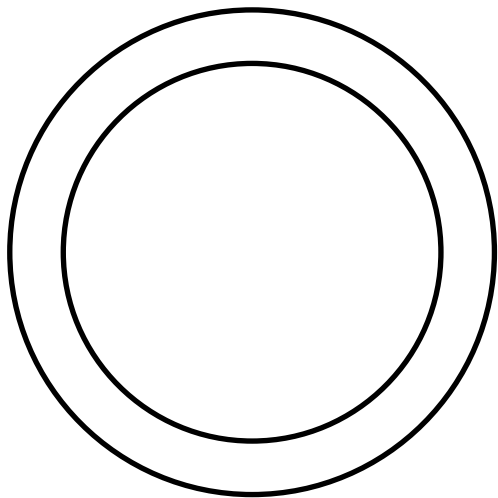
**PEDIATRIC  
CONSTELLATIONS**

j

i



**PEDIATRIC  
CONSTELLATIONS**



a



r





**PEDIATRIC  
CONSTELLATIONS**

s


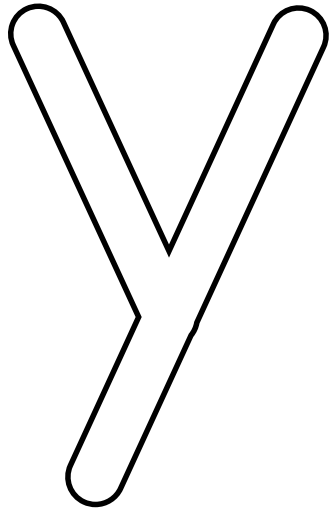
t



**PEDIATRIC  
CONSTELLATIONS**







**PEDIATRIC  
CONSTELLATIONS**